



# SERIES 300 Hydraulic

## 3" x 2-1/2" End Suction Centrifugal Pump

The Series 300 Hydraulic Pump is engineered to deliver exceptional performance and reliability in challenging operating conditions. Designed to manage hydraulic flows up to 27 GPM (6.1 m<sup>3</sup>/h) and withstand pressures reaching 2200 PSI (152 bar), this pump is suitable for diverse applications such as agriculture, industrial processes, marine systems, and OEM integrations.

Built from premium-grade materials, the Series 300 is offered in cast iron or bronze to accommodate different fluid types. All fasteners are stainless steel for superior corrosion resistance, ensuring long service life. Its dynamically balanced impellers enhance efficiency and reduce bearing wear, while the standard carbon/ceramic/Viton mechanical seal is self-adjusting and resistant to corrosion, providing dependable sealing across a wide range of liquids.

For flexibility, the pump supports two hydraulic motor configurations featuring gerotor motors with displacements of 1.16 in<sup>3</sup> (19 cm<sup>3</sup>) or 1.59 in<sup>3</sup> (26 cm<sup>3</sup>), allowing customization to meet specific flow requirements. With its rugged design and optimized efficiency, the Series 300 pump offers a reliable, low-maintenance solution for multiple sectors.

### SPECIFICATIONS:

<b>Suction / Discharge</b>	3" x 2-1/2" 150# ANSI Flanges
<b>Materials of Construction</b>	Cast iron
<b>Flow</b>	Up to 520 GPM (118.1 m <sup>3</sup> /h)
<b>Head Feet</b>	Up to 220' (67 m)
<b>Impeller</b>	7" (177.8 mm) enclosed cast iron
<b>Seal</b>	Standard carbon / ceramic / Viton
<b>Drive Options</b>	Hydraulic motor 1.16 cu. in. (19 cm <sup>3</sup> ) Hydraulic motor 1.59 cu. in. (26 cm <sup>3</sup> )
<b>Max Solid Size</b>	.47" (11.9 mm)
<b>Hydraulic Fluid Flow</b>	Up to 27 GPM (6.1 m <sup>3</sup> /h)
<b>Options</b>	Female spline shaft option (no hyd motor)
<b>Hydraulic Motor</b>	Gear
<b>Hydraulic System Pressure</b>	Up to 2200 PSI (151.6 bar)
<b>PSI / bar</b>	Up to 95 PSI / 6.6 bar

### Application:

- Agricultural
- Industrial
- Marine
- OEM



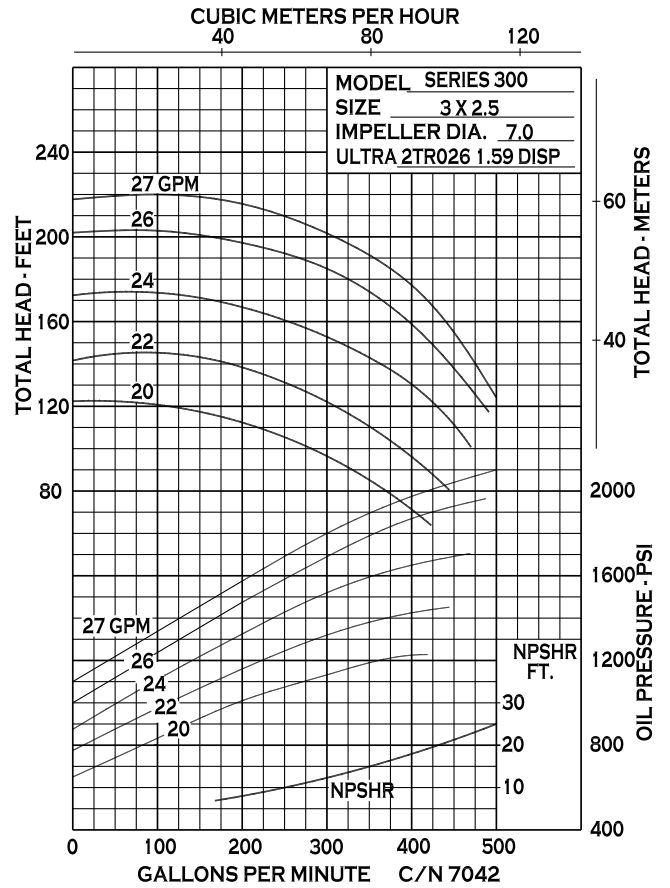
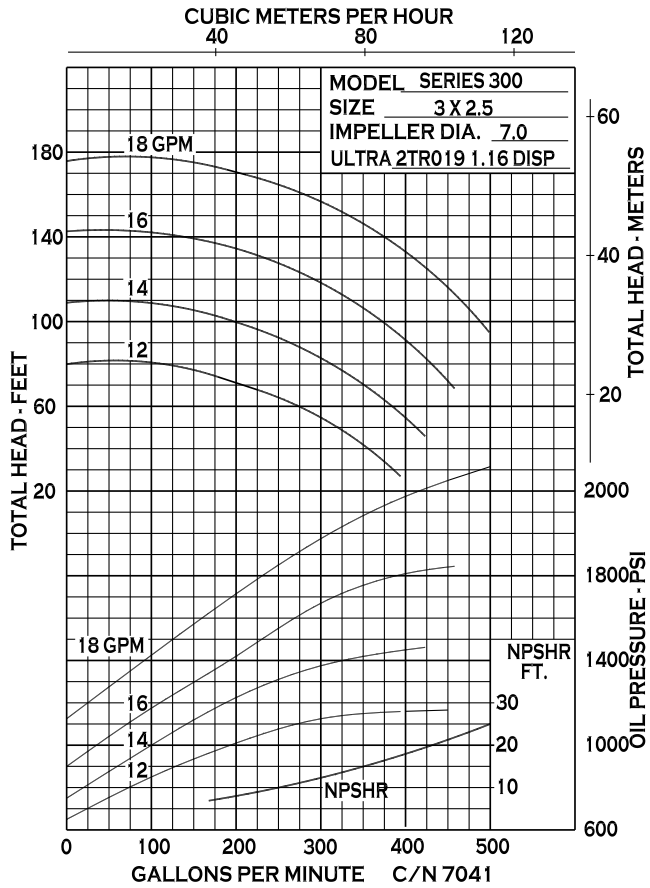
12500 South Pulaski Road  
Alsip, IL 60803, USA  
Phone (800) 563-8006



An Ingersoll Rand Business

# SERIES 300 Hydraulic

## PERFORMANCE CURVES



12500 South Pulaski Road  
 Alsip, IL 60803, USA  
 Phone (800) 563-8006

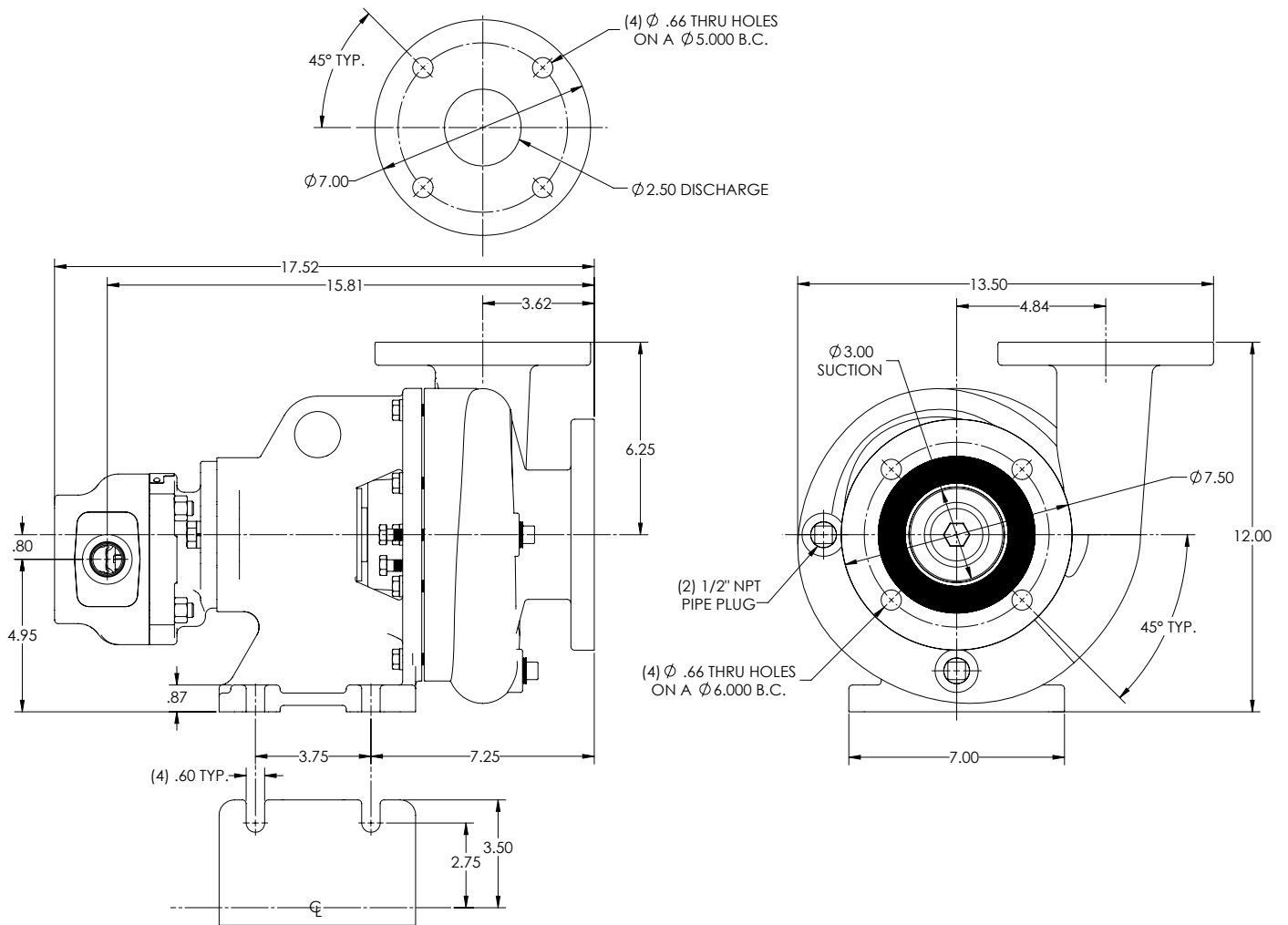


An Ingersoll Rand Business

# SERIES 300 Hydraulic

## DIMENSIONS

S300PMP C:HYD 1.59 DISP 7.0 FM VD (MP27010)



\* For complete parts lists and troubleshooting guidance, please refer to the MP Pumps Installation Operation & Maintenance (IOM) Manual.



12500 South Pulaski Road  
Alsip, IL 60803, USA  
Phone (800) 563-8006

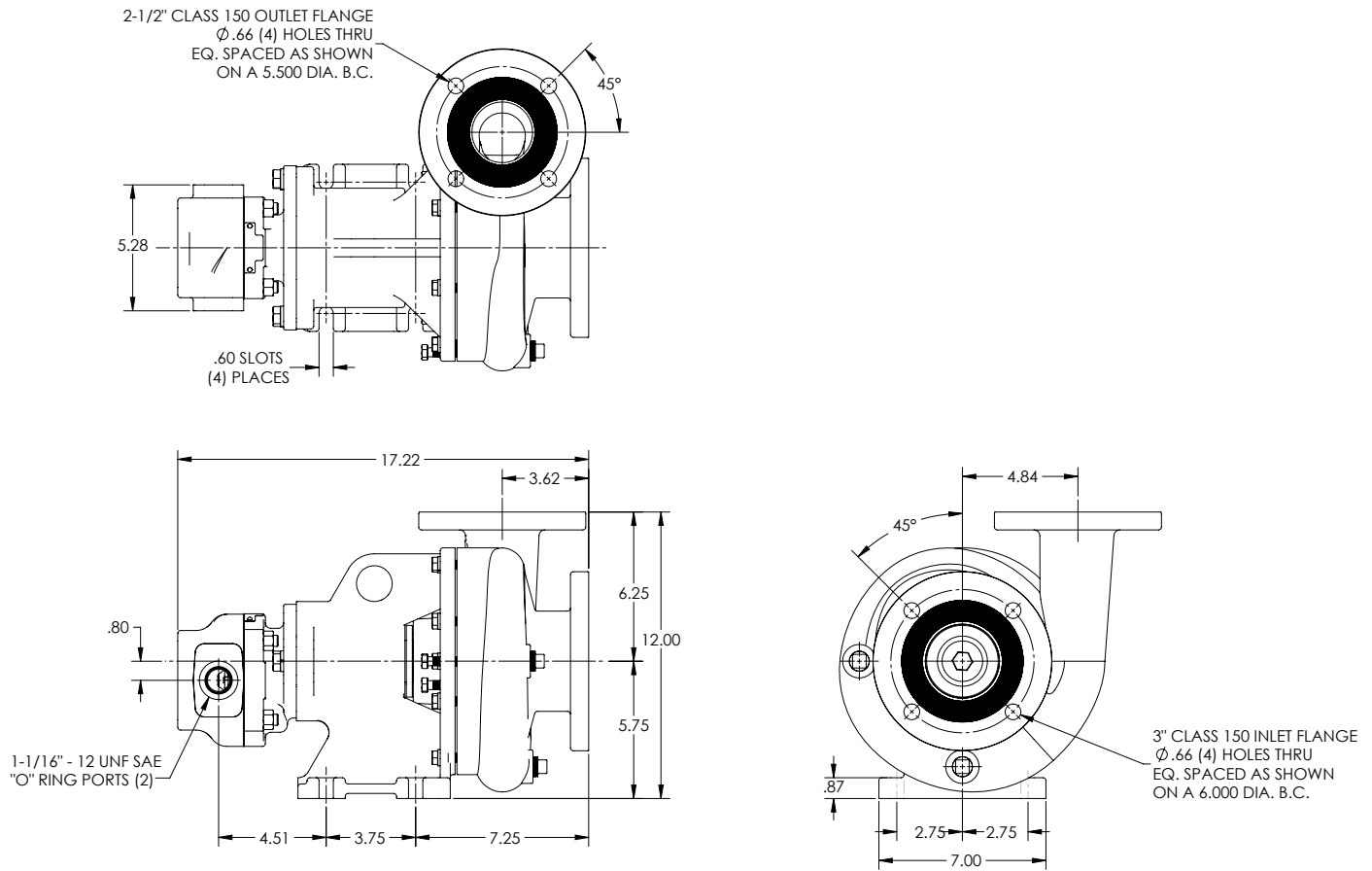


An Ingersoll Rand Business

# SERIES 300 Hydraulic

## DIMENSIONS

S300PMP C:HYD 1.16 DISP 7.0 FM VD (MP27285)



\* For complete parts lists and troubleshooting guidance, please refer to the MP Pumps Installation Operation & Maintenance (IOM) Manual.



12500 South Pulaski Road  
Alsip, IL 60803, USA  
Phone (800) 563-8006