

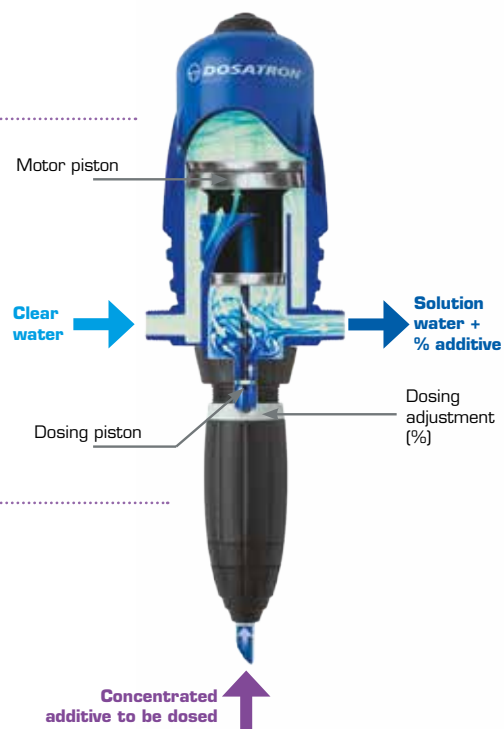
# DOSATRON TECHNOLOGY

Dosatron technology is based on a hydraulic motor pump activated only by the pressure and the flow of the water.

## The hydraulic motor

The motor piston moves under the pressure of the water.  
A system of valves allows the movement to be reversed.

The dosing pump is called a VOLUMETRIC pump.



## The dosing assembly

The dosing piston driven by the motor continuously injects a fixed volume of product (adjustable capacity of the dosing body). The dosing piston will inject the quantity of product that corresponds to the volume of water passing through the motor. Therefore, the operating principle ensures constant dosing, independently of the variations in flow rate and pressure of the water.

The injection of the product is **PROPORTIONAL** to the water flow rate.

## Customer service

**DOSATRON APP**  
Your daily assistant



DOCDEPGAMMELEN-10/24

## DOSATRON INTERNATIONAL S.A.S.

Rue Pascal - B.P. 6 - 33370 TRESSIES (BORDEAUX) - FRANCE  
Tel. 33 (0)5 57 97 11 11 - Fax. 33 (0)5 57 97 11 29 / 33 (0)5 57 97 10 85  
e-mail : [info@dosatron.com](mailto:info@dosatron.com) - <http://www.dosatron.com>

This document does not form a contractual engagement on the part of Dosatron International and is for information only. DOSATRON INTERNATIONAL reserves the right to alter product specification or appearance without prior notice. ©DOSATRON INTERNATIONAL S.A.S. 2015



- Dosing of any liquid product or water soluble.
- Multiple applications, one solution.
- High accuracy dosing.

CARWASH

Industry Line

- Non-electric - Operates with water pressure
- Precision and accuracy not affected by water flow and pressure variations
- Wide dosing range: 0.03% to 25%.
- High chemical resistance
- Low operating and maintenance costs (easy maintenance)
- Self-priming

 **PRESOAK**

 **FOAMING**

 **WHEEL CLEANING**







 **DRYING AGENTS**

















 **WAXES**









 **DISINFECTION**















## Available options

	HTAF : Recommended seals for alkaline additives
	AF: Recommended seals for alkaline additives
	VF: Recommended seals for acidic additives
	BP: (Integrated by-pass) system for manual activation of the additive suction (on) and stop (off)
	Support legs
	IE: External Injection

D3	Dosage		Operating flow range min. - max.		Operating pressure		Version	
	%	Ratio	(l/h)	[US pint/min - US gpm]	bar	psi	Serial	Option
D3IL3000	0.03 - 0,3	[1:3000 - 1:333]	10 - 3 000	[1/3 - 14]	0.3 - 6	4.3 - 85	 	
D3IL2	0.2 - 2	[1:500 - 1:50]	10 - 3 000	[1/3 - 14]	0.3 - 6	4.3 - 85	 	
D3IL5	0.5 - 5	[1:200 - 1:20]	10 - 3 000	[1/3 - 14]	0.3 - 6	4.3 - 85	 	
D3IL10	1 - 10	[1:100 - 1:10]	10 - 3 000	[1/3 - 14]	0.3 - 6	7 - 85	 	
D3IL25IE	5 - 25	[1:20 - 1:4]	10 - 2 000	[1/3 - 9]	0.3 - 6	7 - 57	  	
Connection (BSPT/NPT M) Ø 20x27 mm [3/4" M]								

D6	Dosage		Operating flow range min. - max.		Operating pressure		Version	
	%	Ratio	(l/h)	[US pint/min - US gpm]	bar	psi	Serial	Option
D6IL3000	0,03 - 0,3	[1:3000 - 1:300]	100 - 6 000	[0.44 - 26.4]	0,2 - 8	2.9 - 116	 	 
D6IL2	0,2 - 2	[1:500 - 1:50]	100 - 6 000	[0.44 - 26.4]	0,3 - 8	4.35 - 116	 	 
Connection (BSPT/NPT M) Ø 33x42 mm [1 1/4" M]								

D9	Dosage		Operating flow range min. - max.		Operating pressure		Version	
	%	Ratio	(l/h)	[US pint/min - US gpm]	bar	psi	Serial	Option
D9IL3000	0.03 - 0.125	[1:3000 - 1:800]	500 - 9 000	[2.2 - 40]	0.15 - 9	2.2 - 116	 	 
D9IL2	0.2 - 2	[1:500 - 1:50]	500 - 9 000	[2.2 - 40]	0.15 - 9	2.2 - 116	 	 
D9IL5	1 - 5	[1:100 - 1:20]	500 - 9 000	[2.2 - 40]	0.15 - 9	2.2 - 116	 	 
Connection (BSPT/NPT M) Ø 40x49 mm [1 1/2" M]								

