

# Private area lighting **solutions**





See security and  
**peace of mind**  
in a new light.



## Turnkey service for **every outdoor lighting need.**

BGE's Outdoor Lighting is ideal for any private residential or commercial area where additional security or aesthetic appeal is desired.

From new construction to renovations, expansions and upgrades, BGE offers a variety of lighting options to illuminate and beautify your property from dusk to dawn. Plus, we can assist with the design and handle all aspects of installation and maintenance. The monthly fees can be conveniently billed to your existing BGE account.

# Fixture and pole comparison guide

## POST TOP LED FIXTURES

**POLE OPTIONS:** 12' decorative fiberglass, 14' plain or decorative fiberglass.  
Post top LED fixtures are available on plain or decorative poles.

**WATTS (HID COMPARABLE)** 100-150



Colonial



Premiere



Acorn



Gothic



Havre de Grace




Maple Lawn




Modern\*



Towson\*\*



14' Smooth



14' Fluted  
w/ Shroud



12' Smooth  
w/ Shroud

\*Modern fixture available in 100 watt LED

\*\*Towson fixture available in 100, 150 watt LED

*These specifications are subject to change.  
Fixtures are subject to availability.*



# Fixture and pole comparison guide

## TEARDROP LED FIXTURES

**POLE OPTIONS:** 23' fiberglass, 35' wood. Can also be mounted directly on BGE distribution poles.

**WATTS (HID COMPARABLE)** 150-250



## FLOOD LED FIXTURES

**POLE OPTIONS:** 25', 30' galvanized steel, 35', 40' wood. Can also be mounted directly on BGE distribution poles.


**WATTS (HID COMPARABLE)** 400-1,000



## RECTILINEAR LED FIXTURES

**POLE OPTIONS:** 20', 30', 35' fiberglass, 32' galvanized steel (concrete base only).

**WATTS (HID COMPARABLE)** 70-100-150-250-400-1,000



## COBRAHEAD LED FIXTURES

**POLE OPTIONS:** 25', 30' galvanized steel, 30' fiberglass, 35', 40' wood. Can also be mounted directly on BGE distribution poles.

**WATTS (HID COMPARABLE)** 70-100-150-250-400



# All your outdoor lighting costs in **one convenient monthly fee.**

- One consolidated BGE bill
- Standard installation by experienced crews\*
- Reliable and responsive service and maintenance
- Convenience of the fee being added to your existing BGE bill
- Top-quality fixtures and poles that enhance the aesthetics of your community or business
- Standard construction costs included\*
- Quality, utility-grade materials and workmanship
- All lighting equipment, energy and maintenance costs included in monthly fee
- BGE's convenient, worry-free maintenance service is available 7 days a week and covers all lighting equipment, including wire (aboveground) and cable (underground)
- Easily access our online outage map to report lighting outages or concerns 24 hours a day, 7 days a week
- BGE retains ownership of all material, requiring no initial payment for lighting equipment\*\*†

\*Additional charges may apply for nonstandard installation.

†Fees apply for NEW overhead fed wood poles and for nonstandard shielding accessories.

For the complete terms and conditions of service, please visit [bge.com/PrivateAreaLighting](https://www.bge.com/PrivateAreaLighting) and review the Private Area Lighting Schedule in BGE's Electric Service Tariff.

## Put our experience to work for you.

For a comprehensive range of BGE's Outdoor Lighting services, visit [bge.com/OutdoorLighting](https://www.bge.com/OutdoorLighting).

To report a lighting outage, please call **1-800-685-0123**  
or visit [bge.StreetLightOutages.com](https://www.bge.com/StreetLightOutages).

