

OPERATOR'S MANUAL

INCLUDING: OPERATION, INSTALLATION & MAINTENANCE

635101

635106

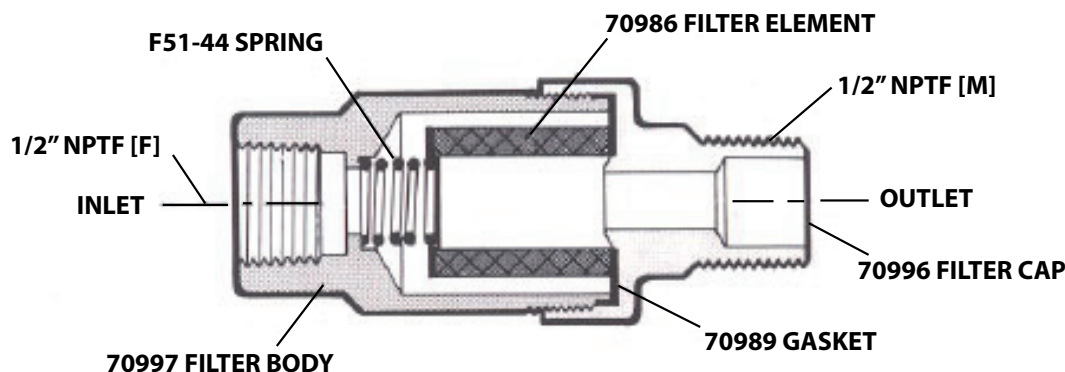
635107

635108

635117

635101 A.T.F. FILTER

RELEASED: 7-5-84
REVISED: 7-15-16
(REV. D)



SERVICE INSTRUCTIONS

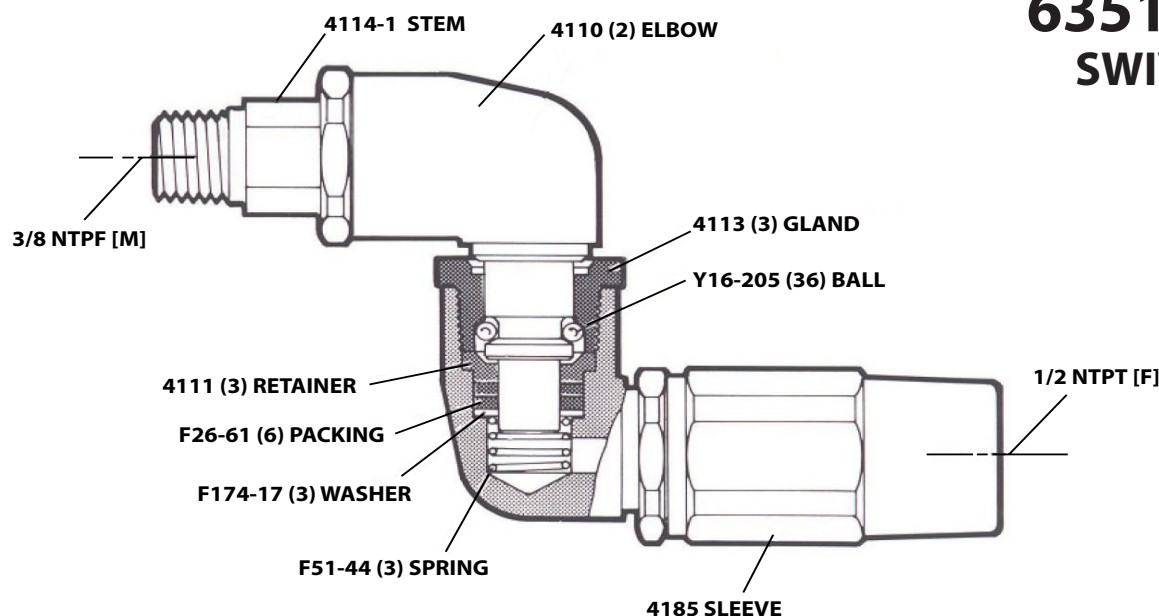
To service, unscrew the 70996 Cap, from the 70997 Body. Lift the 70986 Filter Element from body and discard. Remove the spring and clean all parts. Replace the spring and a new filter into the body, check the gasket in the cap to be sure it is in good condition, then screw the parts together.

OPERATION

This model 635101 Filter is designed for use in material hose carrying automatic transmission fluid. It should be placed near the outlet end of the hose, or between the fluid hose and the non-drip nozzle.

The end with the 1/2" NPTF [M] thread is the outlet end of the filter.

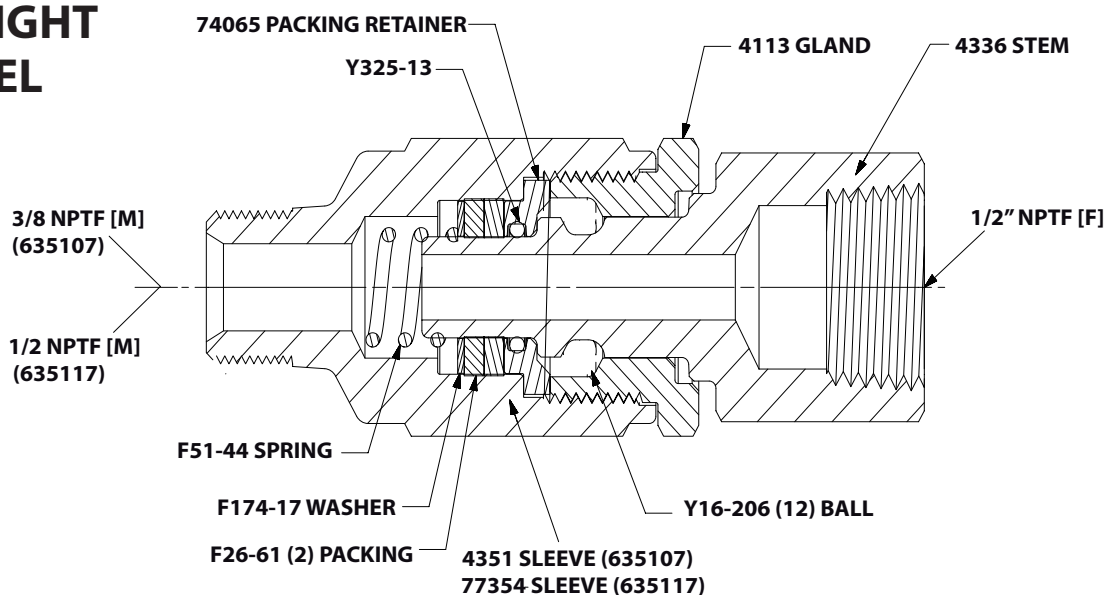
DO NOT EXCEED MAXIMUM WORKING PRESSURE OF 1000 PSI (69 BAR).



635106 SWIVEL

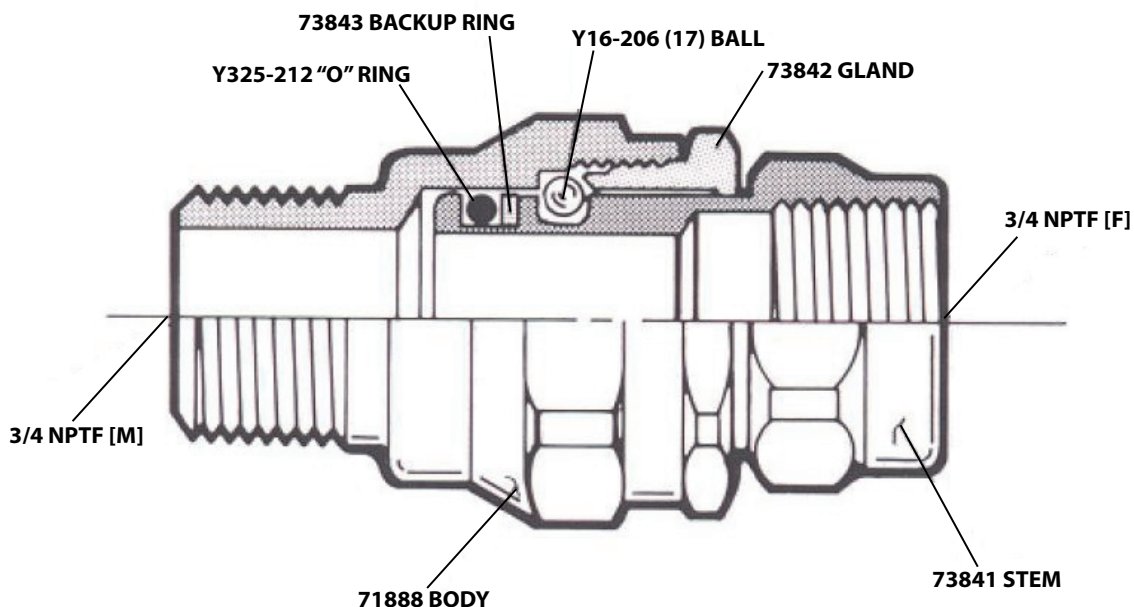
DO NOT EXCEED MAXIMUM WORKING PRESSURE OF 8,000 PSI (552 BAR).

635107 635117 STRAIGHT SWIVEL



DO NOT EXCEED MAXIMUM WORKING PRESSURE OF 2000 PSI (138 BAR).

635108 L.P. VOLUME SWIVEL (BALL BEARING TYPE)



DO NOT EXCEED MAXIMUM WORKING PRESSURE OF 1000 PSI (69 BAR).