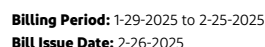


For more information about your bill visit pepco.com/BillSupport.

CUSTOMER INFORMATION



Consumer Advocate - Office of People's Counsel, opc-dc.gov 655 15th Street NW,
Suite 200, Washington DC 20005, 202-727-3071

CONTACT INFORMATION

0001



pepecoSM
AN EXELON COMPANY

The remaining bill pages provide a complete breakdown of your energy charges.

PAGE TWO

JANE SMITH
Account number: 1234 5678 910

Your electric bill for the period
January 29, 2025 to February 25, 2025

Details of your Electric Charges

Residential-R - service number 0000 0000 0000 0000 01
Electricity you used this period

Meter Number	Energy Type	End Date	Start Date	Number Of Days	Total Use
ABC123456789	Use (kWh)	Feb 25 Reading 071710	Jan 29 Reading 070714	28 Multiplier 1	996

TOTAL ELECTRIC
USAGE IN KILOWATT
HOURS (KWH)

Your meter records electric energy use in hourly intervals. Your bill is the total of all hourly intervals recorded during your billing period.
End and start date kWh meter readings are provided for informational purposes only.
Please visit My Account at pepco.com to view your energy use data.

Your next bill period is scheduled to end on March 26, 2025

Delivery Charges: These charges reflect the cost of bringing electricity to you.
Current charges for 28 days, **winter rates in effect.**

Type of charge	How we calculate this charge	Amount(\$)
Distribution Services:		
Customer Charge		17.09
Energy Charge	First 400 kWh X \$0.0173000 per kWh	6.92
Energy Charge	Last 596 kWh X \$0.0343400 per kWh	20.47
BSA Adjustment II	First 400 kWh X \$0.0014060 per kWh	0.56
BSA Adjustment II	Last 596 kWh X \$0.0014060 per kWh	0.84
Residential Aid Discount Surcharge	996 kWh X \$0.0008600 per kWh	0.86
Administrative Credit	996 kWh X \$0.0016607- per kWh	1.65-
Underground Project Charge	996 kWh X \$0.0001500 per kWh	0.15
Subtotal (Set by DC PSC)		45.24
EDIT Credit 10 Year - KWH	First 400 kWh X \$0.0004700- per kWh	0.19-
EDIT Credit 10 Year - KWH	Last 596 kWh X \$0.0009300- per kWh	0.55-
Energy Assistance Trust Fund	996 kWh X \$0.0002322 per kWh	0.23

CUSTOMER
CHARGE

Same for all customers in a rate type, designed to cover fixed costs such as metering, billing and customer care.

SURCHARGES

Fixed or usage-based fees and credits related to special programs or regulations.

☐ Check here to enroll in the Direct Debit plan Sign and date here _____

By signing here, you authorize Pepco to electronically deduct the amount of your monthly bill from your checking account each month. The check you send with this signed authorization will be used to set up Direct Debit. You understand that we will notify you each month of the date and amount of the debit, which will be on or after the due date stated on your monthly bill. You understand that to withdraw this authorization you must call Pepco. You understand that Pepco does not charge for this service, but that your bank may have charges for this service.

Customer Service Centers

Washington DC		Maryland
701 Ninth St NW	(Mon - Fri) 8:30am - 5:15pm	201 West Gude Dr, Rockville (Mon - Fri) 10:00am - 2:00pm
2300 Martin Luther King Jr Ave SE	(Mon - Fri) 9:00am - 5:00pm	8300 Old Marlboro Pk, Forestville (Mon, Wed, Fri) 10:00am - 2:00pm

Any inquiry or complaint about this bill should be made prior to the due date, in order to avoid late charges.

Electronic Check Conversion - When you provide a check as payment, you authorize us either to use information from your check to make a one-time electronic fund transfer from your account or to process the payment as a check transaction.

Printed on recyclable paper.

PAGE THREE

JANE SMITH
Account number: 1234 5678 910

00 00000000 000000001
Your electric bill for the period
January 29, 2025 to February 25, 2025

Sustain Energy Trust Fund	996 kWh X \$0.0065100 per kWh	6.48
Public Space Occupancy		
Surcharge	996 kWh X \$0.0023300 per kWh	2.32
Delivery Tax	996 kWh X \$0.0070000 per kWh	6.97
Subtotal (Not set by DC PSC)		15.26
Total Electric Delivery Charges		60.50

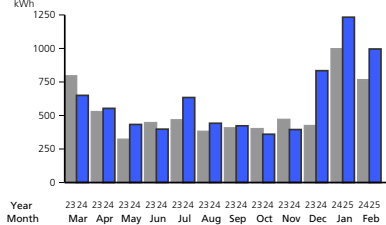
Supply Charges: These charges reflect the cost of producing electricity for you. You can compare this part of your bill to offers from competitive suppliers. Based on billed use, your average annual price to compare is 12.23 cents per kWh.

Billing Period: Jan 29, 2025 to Feb 25, 2025 (28 days)

Type of charge	How we calculate this charge	Amount(\$)
Transmission Services:		
Transmission Minimum Charge	Includes First 30 kWh	0.12
Energy Charge	966 kWh X \$0.0175100 per kWh	16.91
Generation Services:		
Generation Minimum Charge	Includes First 30 kWh	3.19
Energy Charge	966 kWh X \$0.1064700 per kWh	102.85
Procurement Cost Adjustment	996 kWh X \$0.0008300 per kWh	0.83
Total Electric Supply Charges		123.90
Total Electric Charges - Residential-R		184.40

Your monthly Electricity use in kWh

Daily temperature averages: Feb 2024: 44° F Feb 2025: 40° F



Energy Usage History													
	Feb 24	Mar 24	Apr 24	May 24	Jun 24	Jul 24	Aug 24	Sep 24	Oct 24	Nov 24	Dec 24	Jan 25	Feb 25
Temp	44°	51°	58°	67°	78°	82°	79°	73°	65°	58°	42°	35°	40°
Days	31	29	29	30	32	30	32	30	29	30	33	33	28
kWh	766	650	553	433	398	634	442	423	360	395	834	1233	996

STANDARD OFFER SERVICE (SOS)

Includes the pass-through cost of electricity purchased on your behalf and is determined by supply and demand of electricity. This charge also includes the transmission network, managed by PJM Interconnection, and reliability upgrades needed to carry electricity long distances from generators to Pepco customers locally. If you use a third-party supplier, it would be listed here

ELECTRIC DELIVERY AND SUPPLY TOTAL AND CUSTOMER TYPE

MONTHLY ELECTRIC USE CHART

Compares year-over-year monthly electric usage (kWh), and average temperatures. Illustrates how weather and usage impact your bill.

ENERGY USAGE HISTORY

SURCHARGES

PROCUREMENT COST ADJUSTMENT

Updated annually as a charge or credit, ensuring Pepco receives only its approved cost for purchasing your electricity.

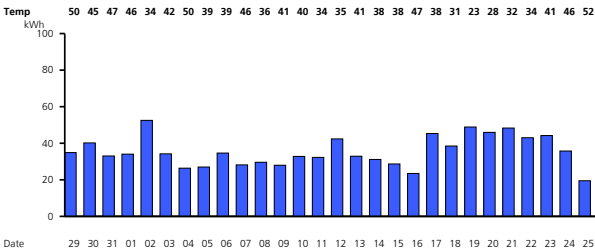
PAGE FOUR

JANE SMITH
Account number: 1234 5678 910

Your electric bill for the period
January 29, 2025 to February 25, 2025

Your daily electricity use for this bill period. Visit My Account at pepco.com to see your hourly electricity use.

Meter Number ABC123456789



DAILY ELECTRIC
USE CHART

Can be used to
review individual
usage patterns that
may correlate with
bill changes.

Visit pepco.com/dctariffs and click "DC Terms and Conditions" for information on how payments are applied to balances from Pepco and any competitive supplier.

Your smart electric meter is read wirelessly. Visit My Account at pepco.com to view your daily and hourly energy usage.

Pepco EV charging stations are in a neighborhood near you, learn more here Pepco.com/ev.

If you are moving or discontinuing service, please contact Pepco at least three days in advance.

Information regarding rate schedules and how to verify the accuracy of your bill will be mailed upon request.

Follow us on Twitter at twitter.com/PepcoConnect. Like us on Facebook at facebook.com/PepcoConnect.

We respect your privacy and take protecting it seriously. To learn more, visit pepco.com/PrivacyPolicy.

You can help a Pepco customer in need of assistance with their energy bills. Simply pay exactly \$1.00 over your Pepco bill amount and that dollar will be contributed to the Good Neighbor Energy Fund administered by a local 501(c)3 non-profit organization. Amounts over \$1.00 will not be identified as a contribution and will result in a credit to your account. Pepco will match each donation by contributing a dollar to the fund, up to \$100,000.