



**SIMPLE.  
FLEXIBLE.  
CAPABLE.**

**RTS CONNECT** for  
Responsive Torque Control

# RTS

RESPONSIVE  
TIGHTENING SYSTEM

CORDLESS PRECISION FASTENING SYSTEMS





Transform assembly lines with RTS Connect, where responsive action meets torque control. Leading with Ingersoll Rand® Proprietary torque control algorithm, this system is a game changer for reliable tightening. Experience effortless operations with its user-friendly interface, 40 distinct torque levels, 7 flush levels and dual speed non-contact trigger, and a 360° status beam LED ring light.

The **RTS Connect** features reactionless performance, combined with robust wireless connectivity and programmable settings, making it the tool of choice for those who demand perfection at every turn. Ready when you are, the RTS Connect doesn't just perform — it impresses.



### EASY TO USE FASTEST SETUP IN MARKET

- Quick programming and setup
- Ergonomic design
- Full-color LCD display for quick interpretation



### QUICKLY ADAPT TO CHANGES

- Programmable for standalone or connected operations
- Multiple programming options for advanced setup features
- Multi-Pset programming reduces tooling investment



### MEET COMPLEX CUSTOMER NEEDS

- Reactionless performance improves operator ergonomics
- Durable, built-to-last designs
- Multi-tool connection reduces hardware footprint
- Advanced programming options to reduce rework



USB



Insight Connect app



Wireless



Bluetooth®

## Simple

- Multi-function color LCD display for quick setup
- Multi-color 360° status beam LED ring light
- 3 programming methods:
  - Basic setup via tool display
  - Advance setup via INSIGHT™ Connect controllers or mobile app
  - Expert setup via INSIGHTqcx™ MTC Controller

## Flexible

- 8 programming configurations
- Compatible with Ingersoll Rand® IQV20™ battery platform and charger
- 4 ways to communicate with INSIGHTqcx™ controller or mobile app:
  - 802.15.4 IEEE Radio
  - 2.4 & 5 GHz Wi-Fi
  - Bluetooth®
  - USB-C

## Capable

- Proprietary Ingersoll Rand® torque control algorithms
- 40 torque levels
- 7 flush levels to work on multiple joint type
- Wirelessly connect up to 16 RTS tools to the INSIGHTqcx™ MTC controller



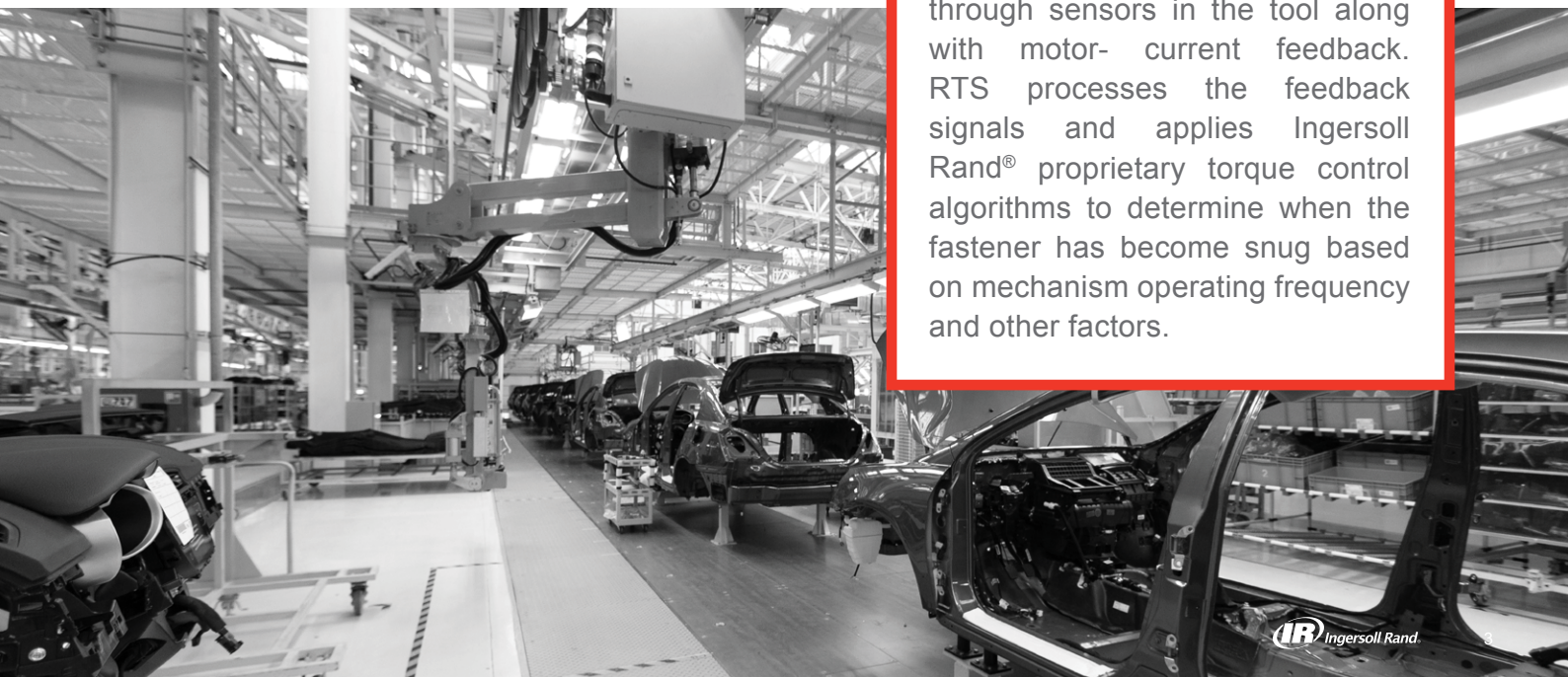
## Ergonomics

- Eliminates torque reaction
- Best-in-class tool balance and ergonomic grip design
- Lightweight design significantly reduces operator fatigue



## RTS RESPONSIVE TIGHTENING SYSTEM

RTS continuously monitors the state of the discrete-energy pulses through sensors in the tool along with motor- current feedback. RTS processes the feedback signals and applies Ingersoll Rand® proprietary torque control algorithms to determine when the fastener has become snug based on mechanism operating frequency and other factors.



# RTS CONNECT FEATURES

## Configurable LED ring light:

- Red**- NOK tightening
- Green**- OK tightening
- White**- task light

Responsive to **40 torque levels** and **7 flush modes**

**Color LCD display** and buttons for quick setup and feedback

**Brushless DC motor**

## Programmable advanced settings:

- Soft start
- Rehit detection
- Cross-thread prevention

**Ergonomic anvils** reduce socket vibrations

Mechanisms tuned to support **torque 8-225 Nm**

**Dual-speed, non-contact trigger** designed for 1M+ cycles

**Ingersoll Rand® IQV20™** Series battery and charger platform

Program **8 Psets** and store up to **1,200 results**

Wirelessly connectivity to **INSIGHT™** Controller and app



## Tool Pairing



## Tool Info

## Pset Selection



## Basic Pset



## Cycle Status

## BASIC SETTINGS



- 8 Psets
- 40 torque levels
- 7 flush levels
- Tightening direction
- Gang count
- Factory reset

## ADVANCED SETTINGS



- Soft start
- Flush detection delay
- Rehit detection and prevention
- Reverse disable
- Cross-thread reduction

## EXPERT SETTINGS



- Job setup
- Job interlocks
- Accessories
- Out-of-range disable
- MES comm.
- Fieldbus comm.

## GENERAL SETTINGS



- Tool passcode
- Keypad lock
- Headlight brightness
- Keep alive
- Buzzer setup

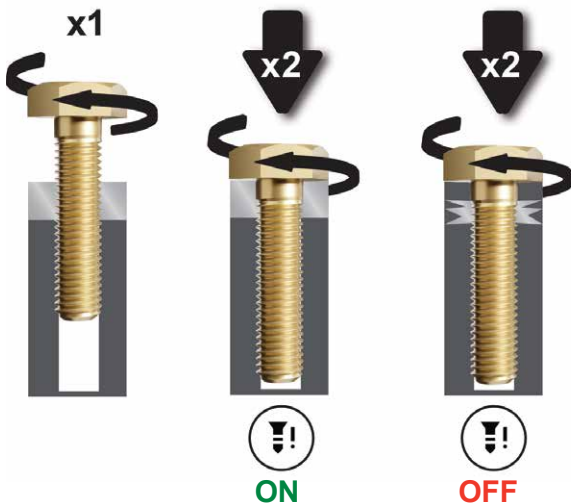
# RTS ADVANCED FEATURES

## Rehit Detection Mode

When the tool detects a high load on a fastener at startup, Rehit Detection Mode immediately shuts off the tool and displays a cycle-fail indicator, alerting the operator that a fastener was previously tightened or has been cross-threaded.

**Benefit:** During a standard fastening operation, there is a period of rundown during which the fastener encounters very little resistance. If high resistance is encountered at this stage, the fastener may have been tightened already, or the fastener has been cross-threaded. With Rehit Detection Mode enabled, the tool shuts down when it senses high resistance and will alert the operator that the fastener needs attention.

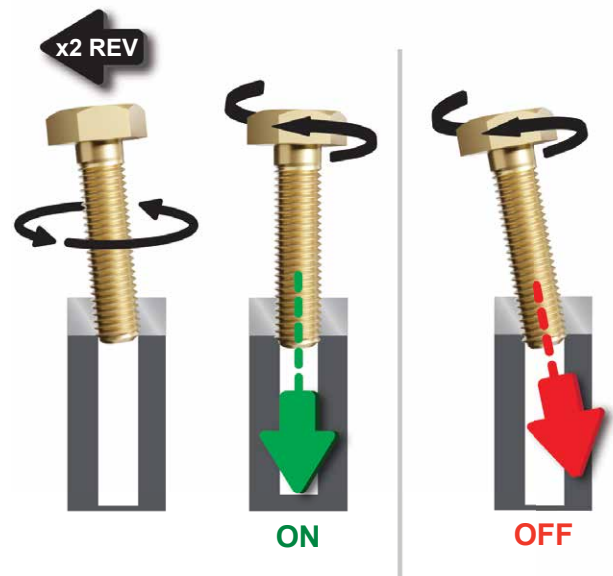
## Preventing damage to components or broken fasteners



## Cross-Thread Reduction

The RTS Connect turns two revolutions in the loosening direction prior to tightening a fastener to ensure better thread alignment.


**Benefit:** Running a fastener in the loosening direction before tightening can help reduce the risk of cross-threading by piloting the first threads in the joint and giving the operator the ability to take control over thread alignment.



## Reverse Disable

The tool only operates in the tightening direction.

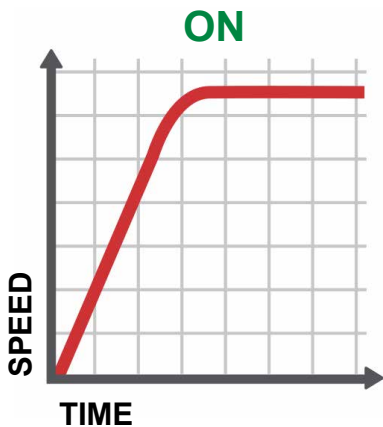
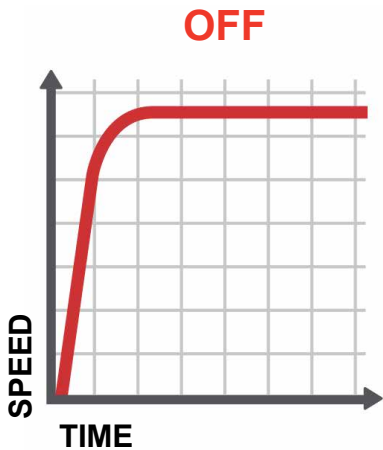
**Benefit:** Maintain control in production when operators are only required to install fasteners. When Reverse Disable is on, the tool will only operate in the tightening direction. Therefore, the tool cannot be used for fastener removal or for rework.



### Soft-Start

The tool speed gradually ramps up at the beginning of a cycle.

**Benefit:** A gradual speed increase during soft start gives the operator more control as they get the fasteners started.



### Flush Detection Delay

The tool delays flush detection at the beginning of a cycle for a specified period of time.

**Benefit:** If there are loads on a fastener before it's fully seated, the flush detection algorithm may enable prematurely. When it is known that flush detection is not to occur until after a specific period of time, setting the Flush Detection Delay to that time will disable flush detection until the time has elapsed.

### Rehit Prevention



The tool trigger is disabled for a specified period of time following the completion of each tightening.

**Benefit:** During the rapid tightening of a series of fasteners, operator-error may occur, such as failure to advance to the next fastener or tighten the same fastener twice. When expected fastening time is known, Rehit Prevention Mode can help prevent a rehit mistake.

### One Speed

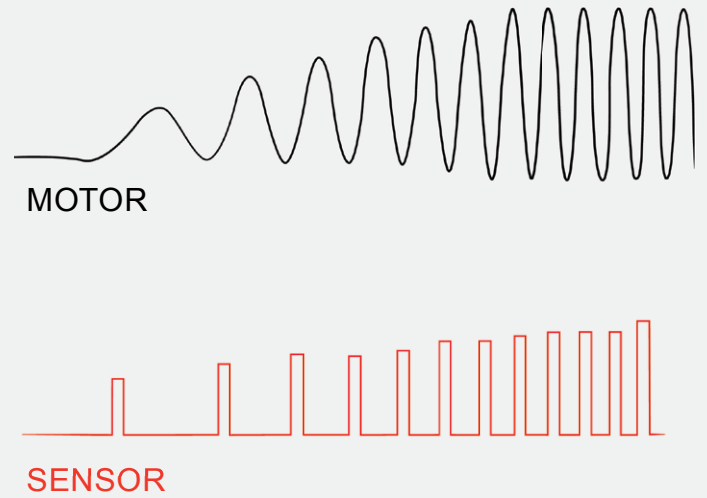
The tool operates at full-speed only.

**Benefit:** Operators can maximize repeatability when fasteners are tightened the same way every time. One Speed provides assurance that the tool only operates at full speed, eliminating speed variation when teasing the trigger.

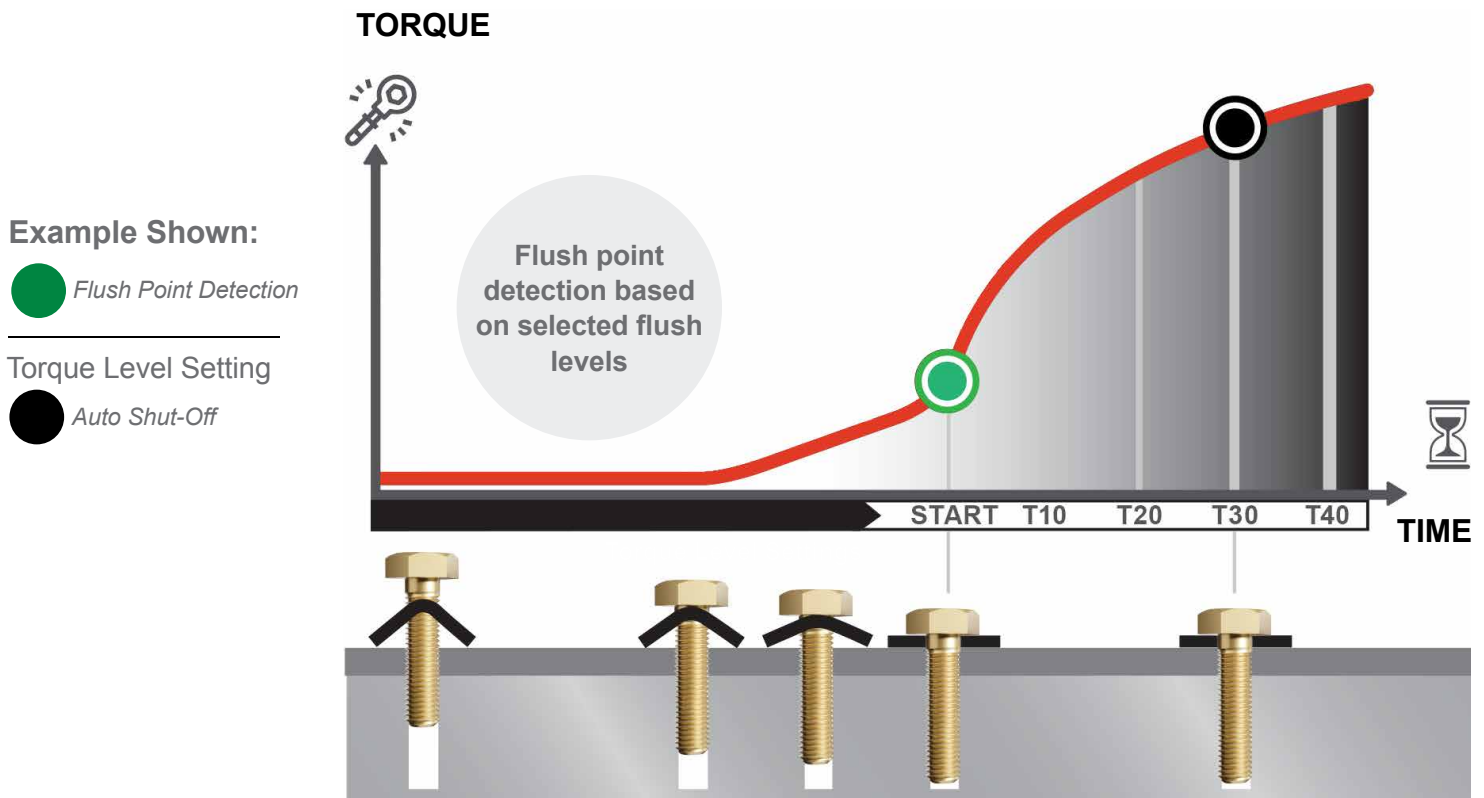


RTS Connect features shutoff modes with programmable settings for flush level detection and torque level. In these modes, the tool runs down a fastener freely and senses when the flush point has been reached based on the Flush Level setting. Then, the tool delivers pulses of torque to the fastener based on the Torque Level setting and automatically shuts off.

The proprietary algorithms of RTS Connect receive amplitude and frequency inputs from the on-board sensor and motor at a rate of 10,000 samples per second. These inputs facilitate accurate tracking of the state of the discrete-energy mechanism and parameter calculations for flush detection and tightening.



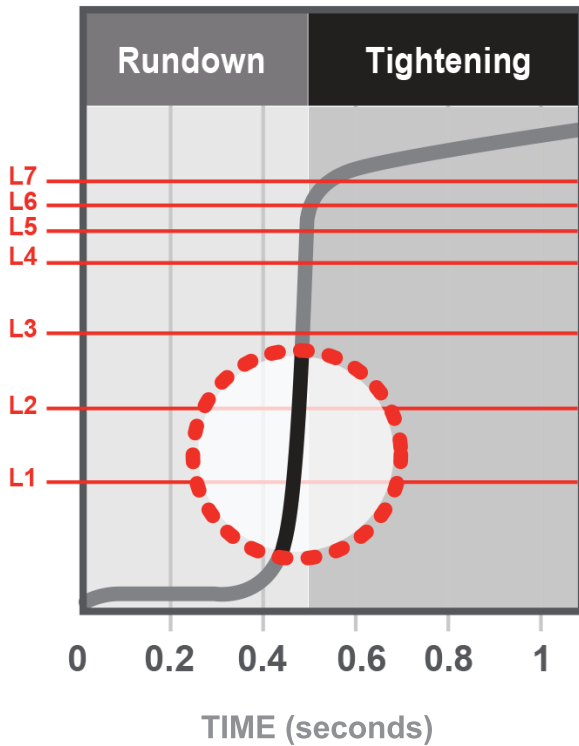
**Torque Level Setting (T1 – T40):** The setting is the duration after flush point detection when the tool delivers pulses of torque to the fastener before automatically shutting off. With 40 settings, the delivered torque may be best aligned with the actual torque requirement of the fastener and application.



**Flush Level Setting (L1 – L7):** This setting determines the required level of sensitivity that indicates the flush point has been reached. With 7 available options, the tool can determine the flush point that best aligns with actual joint behavior.

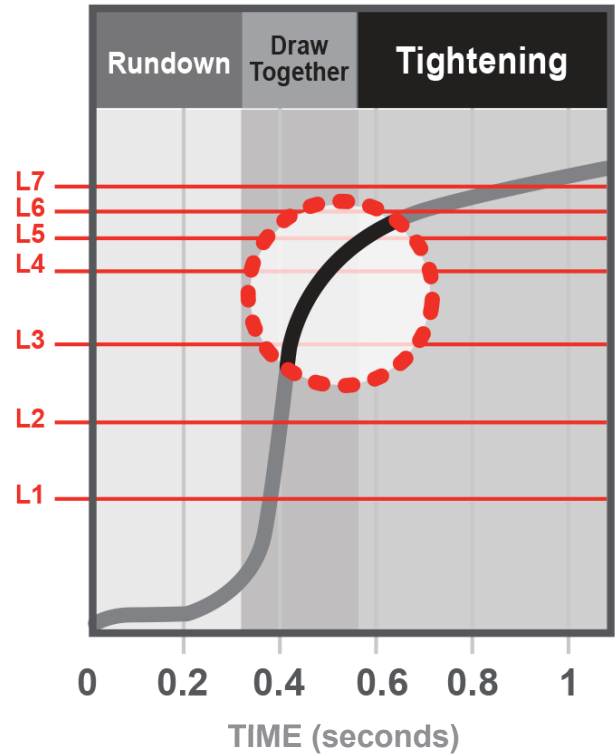
# FLUSH LEVEL SETTINGS

## L1 - L2

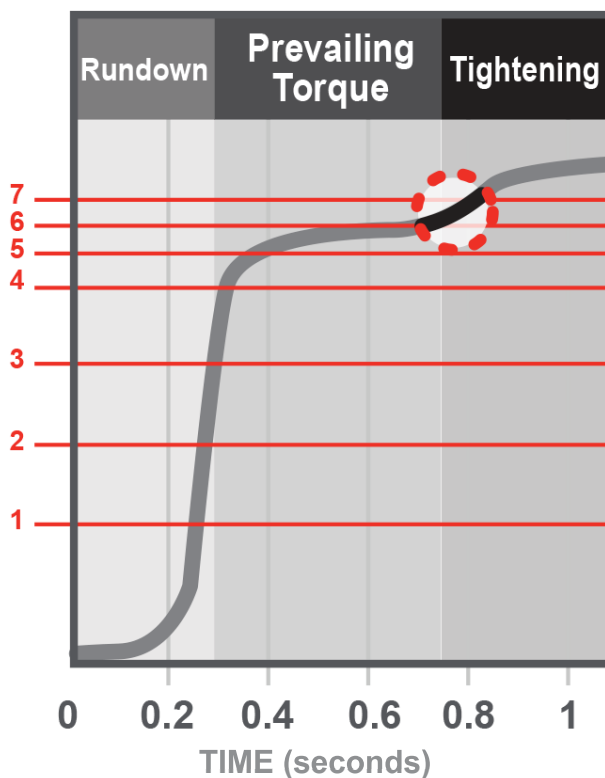


The **highest sensitivity**. Best for hard joints and joints that reach the snug point immediately following rundown completion.

## L3 - L5



A **medium sensitivity** setting that's best for softer joints and joints that involve drawing parts together.



## L6 - L7

The **lowest sensitivity** setting, L6 and L7, are the best for joints that must overcome high prevailing torque before reaching the snug point.

# CONTROLLER FEATURES



\* 32 PSETs for QX Tools

## The INSIGHT™ Connect app helps you stay productive, mobile, and in control of your fastening processes.

When you use the INSIGHT™ Connect app, you can program any Ingersoll Rand® RTS Connect Series or QX Connect Series™ via smartphone or tablet. This eliminates the need for additional technical training, special software, or plant network permissions. Users can use the app to quickly program basic or advanced tightening parameters.

Once installed, the INSIGHT™ Connect app can operate offline, making it functional in large facilities or other locations, where Internet connectivity may be unreliable, increasing uptime and maximizing ease of use. The INSIGHT™ Connect app is the perfect companion to the RTS Connect and QX Connect Series™ tools, connecting to each tool wirelessly via Bluetooth®.



## BY THE NUMBERS

### SOFTWARE



**256**

JOBs



**8**

PSETs for RTS



Web-Based  
Programming

**Not  
Required**



- PC Software
- PC License

- ✓ Logic rules for JOB sequencing
- ✓ Barcode function: USB, Serial, Ethernet
- ✓ Manual barcode entry option
- ✓ Quick programming mode
- ✓ Advanced programming mode
- ✓ Unrestricted programming from controller or remote
- ✓ Embedded, context-specific help
- ✓ Multi-language support
- ✓ Onboard tool diagnostics

### ONBOARD DATA STORAGE

- ✓ Removable SSD card stores ALL settings and data
- ✓ Complete controller settings and data recovery through SSD swap
- ✓ Full USB backup and restore function

**500k**

- Audit Logs
- System Logs
- Event Logs
- Tightening Results

### CONNECTIVITY

**2**

Fieldbus  
Options



Ethernet IP, ProfiNet

**7**

MES Protocol  
Options



Open Protocol, Ford Open Protocol, ToolsNet, Toyota PokeYoke, VW XML, IR Ethernet EOR, & Nissan Serial EOR

### HARDWARE



**60<sub>sec</sub>**

Boot  
Time



**2**

Tool Families  
RTS and QX



**4**

USB  
2.0 Ports



**7"**

Full-color  
Touch Screen



**2**

Ethernet Ports  
10/100, 10/100/1K

## Choose between multiple user-friendly communication options for easy integration.

All models are equipped with 5 communication options:

- 2.4 GHz Wi-Fi
- 5 GHz Wi-Fi
- 802.15.4 Radio
- Bluetooth®
- USB-C

The RTS Connect seamlessly integrates with the INSIGHTqcx™ Controller and the INSIGHT™ Connect mobile app through a variety of communication options. The tools easily adapt to changing customer requirements with multiple communication options.



## Connectivity • Complete Control • Confidently Secure

Connect up to 16 RTS tools to controller • Security authentication

Dual-band communication • Extended coverage on mesh networks

- Connect 1 RTS without Licence
- Connect up to 16 RTS with Wifi with additional MTC licence
- Connect up to 10 RTS with Radio with additional MTC licence



**INSIGHTqcx™  
Controller**



# RTS CONNECT ACCESSORIES

Unlock even more flexibility and ease of use with a wide range of accessories that meet your specific application needs. RTS Series Precision Fastening Systems are compatible with a variety of plug-and-play accessories that maximize your manufacturing line's productivity.



## ACCESSORIES FOR ANY APPLICATION

- Battery chargers and packs
- Suspension bales
- Tool display protectors
- Spring balancers
- Socket selector trays
- Boots



**IQV20™ Series 20V,  
5.0Ah - Lithium-Ion Battery  
BL2022**



**IQV20™ Series 20V  
Battery Charger  
BC1121-EU**



**IQV20™ Series Li-Ion  
Dual Bay Charger  
BC1221-EU**



**IQV20™ Series 20V,  
2.5Ah - Lithium-Ion Battery  
BL2012**



**Boot  
TK-RTS-BOOT-RD**



**USB Socket Selector Tray  
QC-SKTR**



**Suspension Bale  
48382147 (VP1-365)**



**Spring  
Balancer**



**Tool Display Protector  
TP-RTS-144**

# TECHNICAL SPECIFICATIONS

## RTS MODELS

| Model     | Drive       | Retainer Type      | Recommended Fastener Siz | Torque Range (Nm) | Weight w/o Battery (kg) | Length w/o Socket (mm) | Side to Center Distance (mm) |
|-----------|-------------|--------------------|--------------------------|-------------------|-------------------------|------------------------|------------------------------|
| RTS025PQ4 | 1/4" Hex    | Quick-Change       | M6-M8                    | 8-25              | 1.05                    | 155                    | 30.5                         |
| RTS060PS6 | 3/8" Square | Pin Detent         | M8-M10                   | 12-60             | 1.07                    | 163                    | 30.5                         |
| RTS060PH6 | 3/8" Square | Hog Ring/Thru Hole | M8-M10                   | 12-60             | 1.07                    | 164                    | 30.5                         |
| RTS060PS8 | 1/2" Square | Pin Detent         | M8-M10                   | 12-60             | 1.09                    | 169                    | 30.5                         |
| RTS060PH8 | 1/2" Square | Hog Ring/Thru Hole | M8-M10                   | 12-60             | 1.09                    | 170                    | 30.5                         |
| RTS140PS8 | 1/2" Square | Pin Detent         | M10-M14                  | 30-140            | 1.1                     | 169                    | 30.5                         |
| RTS140PH8 | 1/2" Square | Hog Ring/Thru Hole | M10-M14                  | 30-140            | 1.1                     | 170                    | 30.5                         |
| RTS225PS8 | 1/2" Square | Pin Detent         | M12-M18                  | 60-225            | 1.12                    | 169                    | 30.5                         |
| RTS225PH8 | 1/2" Square | Hog Ring/Thru Hole | M12-M18                  | 60-225            | 1.12                    | 170                    | 30.5                         |

\*BL2012 Battery Weight 410g & BL2022 Battery Weight 710g

## MTC LICENSE

| Model           | Description                     |
|-----------------|---------------------------------|
| MTC-SW-BS-1-EU  | MTC Activation, 1 Tool Add-on   |
| MTC-SW-BS-2-EU  | MTC Activation, 2 Tools Add-on  |
| MTC-SW-BS-4-EU  | MTC Activation, 4 Tools Add-on  |
| MTC-SW-BS-6-EU  | MTC Activation, 6 Tools Add-on  |
| MTC-SW-BS-9-EU  | MTC Activation, 9 Tools Add-on  |
| MTC-SW-BS-15-EU | MTC Activation, 15 Tools Add-on |





# RTS RESPONSIVE TIGHTENING SYSTEM



Learn more at [www.ingersollrand.com](http://www.ingersollrand.com)



Ingersoll Rand (NYSE:IR), driven by an entrepreneurial spirit and ownership mindset, is dedicated to helping make life better for our employees, customers and communities. Customers lean on us for our technology-driven excellence in mission-critical flow creation and industrial solutions across 40+ respected brands where our products and services excel in the most complex and harsh conditions. Our employees develop customers for life through their daily commitment to expertise, productivity and efficiency.